

# Plastic Film Capacitors

## Part Number System



Main Series	Sub-Series	Voltage	Code	Capacitance	Code	Tol.	Code	Pitch	Code	Lead Length	Code	Packing	Code
JFA	0	50V	1H	10pF	100	±1%	F	Axial	000	Standard.	000	Ammo	A
JFB	0	63V	1J	100pF	101	±2%	G	3.5	035	Cut Lead Length		Bulk	B
JFC	0	100V	2A	1000pF	102	±3%	E	4.0	040				
JFD	0	160V	2C	0.01uF	103	±5%	J	4.5	045	Long Lead Length		Tape & Reel	R
JFE	0	200V	2D	0.1uF	104	±10%	K	5.0	050				
JFF	0	250V	2E	1uF	105			6.0	060				
JFG	A	300V	2L	10uF	106			7.0	070				
	B	360V	2N					8.0	080				
	C	400V	2G					8.5	085				
	D	630V	2J					9.0	090				
JFH	0	700V	2M					9.5	095				
JFJ	0	900V	1X					10.0	100				
	1	1,000V	3A					10.5	105				
JFL	0	1,250V	3B					11.0	110				
JFM	0	1,600V	3C					11.5	115				
JFN	0	2,000V	3D					12.0	120				
JFO	0	3,000V	3F					12.5	125				
JFP	0	150VAC	D0					13.0	130				
JFQ	0	250VAC	A3					15.0	150				
JFR	A	275VAC	A1					15.5	155				
	R	300VAC	A2					20.0	200				
JFS	Refer spec.	305VAC	A8					20.5	205				
		310VAC	A9					21.0	210				
JFT	0	320VAC	K2					22.5	225				
JFV	0	330VAC	R1					26.5	265				
JFW	0	400VAC	A4					27.5	275				
JFZ	0	440VAC	A5										
		450VAC	A6										
		480VAC	A7										
		500VAC	H2										
		630VAC	J2										

# Radial & Axial Aluminum Electrolytic Capacitors

## Part Number System

Series	Voltage	Capacitance	Tol	Pitch	Dimension	Lead Length	Packing	Special Require
J R A	1 E	1 0 1	M	0 2 5	0 3 5 0 0 3 0 0	0 0 0	B	

jb Series	Voltage	Code	Cap(μF)	Code	Tolerance (%)	Code	Dimension	Code	Packing	Code	For JRB only	Code
JRA	6.3	0J	0.1	0R1			5x11	00500110	Ammo	A		
JRB	10	1A	0.22	R22	+10-10	K	6.3x11	00630110	Bulk	B		
JRC	16	1C	0.33	R33	+15-15	L	12.5x25	01250250				
JRD	20	1D	0.47	R47	+20-20	M	16x25	01600250				
JRG	25	1E	1	010	+100-0	P						
JRK	35	1V	2.2	2R2	+30-10	Q					Higher Ripple Current	HR
	40	1G	3.3	3R3	+20-0	R						
	50	1H	4.7	4R7	+50-10	T						
	63	1J	10	100	+75-10	U						
	80	1K	22	220	+20-10	V						
	100	2A	33	330	+20-5	H						
	120	2B	47	470	+30-0	F						
	160	2C	100	101								
	180	2K	220	221								
	200	2D	270	271								
	250	2E	330	331								
	315	2F	390	391								
	330	2U	470	471								
	350	2V	560	561								
	400	2G,ZG	680	681								
	420	2X	1000	102								
	450	2W	2200	222								
	500	2H	3300	332								
	550	2Y	4700	472								
			10000	103								
			22000	223								

Lead Length	Code
Standard.	000
4.0	040
4.5	045
5.0	050

Pitch	Code
Axial	000
2.0	020
2.5	025
3.5	035
5.0	050
7.5	075

# Large Can Aluminum Electrolytic Capacitors

## Part Number System

Series			Voltage		Capacitance			Tol	Pitch/Pins			Dimension						Special Require					
J	N	C	2	V	4	7	1	M	1	0	0	0	3	5	0	0	3	0	0				
<b>jb Series</b>	<b>Voltage</b>	<b>Code</b>	<b>Cap(μF)</b>	<b>Code</b>	<b>Tolerance (%)</b>	<b>Code</b>	<b>Snap-in</b>	<b>Code</b>	<b>Dimension</b>	<b>Code</b>	<b>Special Require</b>	<b>Code</b>											
JNC	6.3	0J	0.1	0R1	+10-10	K	4 Pins	VAT	12.5x25	01250250													
JNE	10	1A	0.22	R22	+15-15	L	For 2 Pins Snap-in, Screw, Lug Type		35x30	03500300													
JNG	16	1C	0.33	R33	+20-20	M	Pitch	Code	90x236	09002360													
JNJ	20	1D	0.47	R47	+100-0	P	10.0	100	101x237	10102370													
JNK	25	1E	1	010	+30-10	Q	12.7	127															
JMJ	35	1V	2.2	2R2	+20-0	R	20.0	200															
JML	40	1G	3.3	3R3	+50-10	T	22.0	220															
JMN	50	1H	4.7	4R7	+75-10	U	28.6	286															
JMQ	63	1J	10	100	+20-10	V	32.0	320															
JSS	80	1K	22	220	+20-5	H	For JSW Series																
JSU	100	2A	33	330	+30-0	F	Pitch	Code															
JSW	120	2B	47	470			Standard	000															
	160	2C	100	101			For JSW Series																
	180	2K	220	221			Series	Code															
	200	2D	270	271			JSW-A	A															
	250	2E	330	331			JSW-B	B															
	315	2F	390	391			JSW-C	C															
	330	2U	470	471																			
	350	2V	560	561																			
	400	2G	680	681																			
	420	2X	1000	102																			
	450	2W	2200	222																			
	500	2H	3300	332																			
	550	2Y	4700	472																			
			10000	103																			
			22000	223																			

## SMD / SMD Polymer - Aluminum Electrolytic Capacitors

### Part Number System

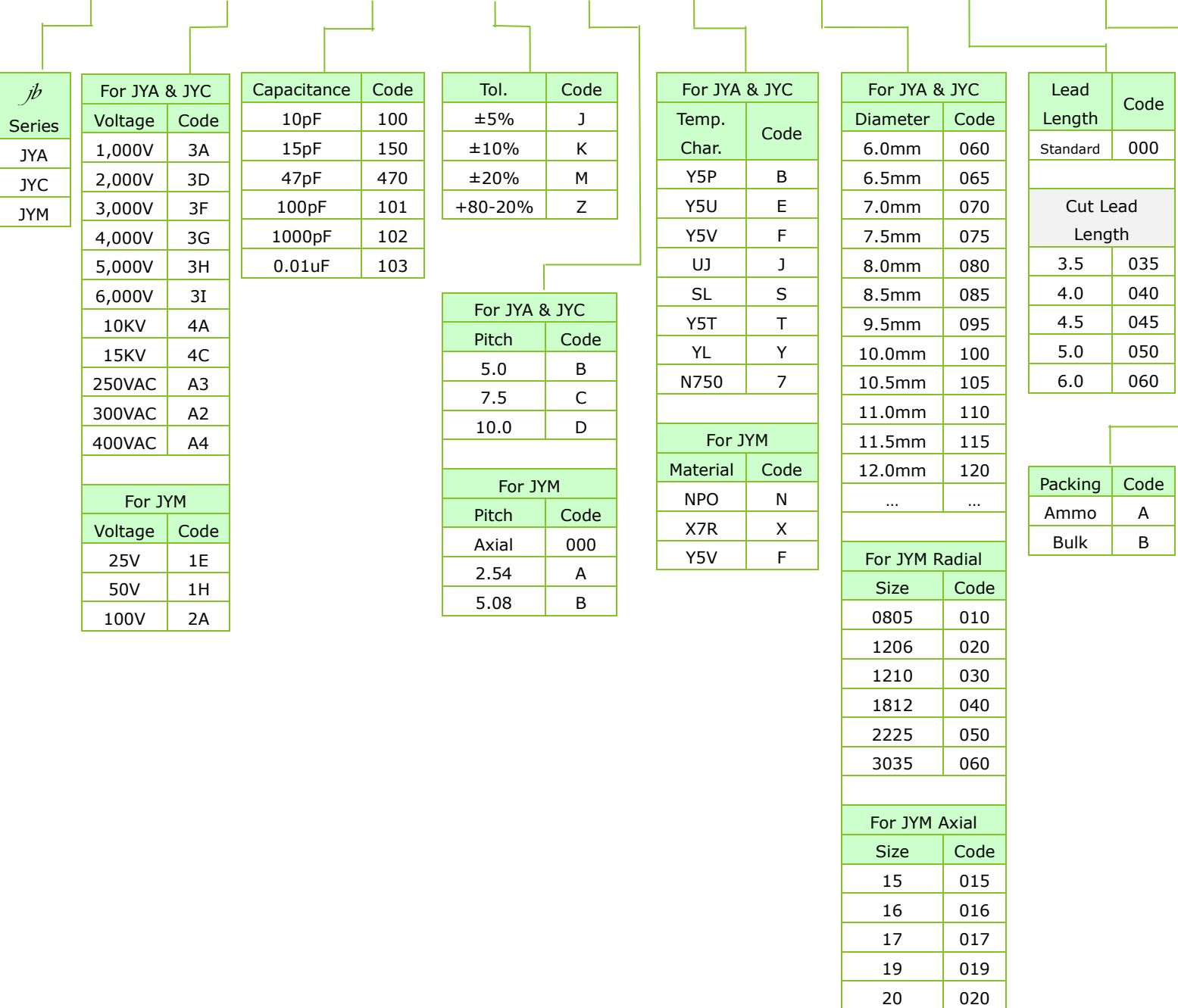
Series			Voltage		Capacitance		Tol.	Case Size						
J	C	S	1	C	2	2	0	M	0	5	0	0	5	4
jb Series	Voltage	Code	Cap( $\mu$ F)	Code	Tolerance (%)	Code	Case Size	Code						
JCS	4	0G	0.1	0R1	$\pm 10\%$	K	4x5.4	040054						
JCK	6.3	0J	0.22	R22	$\pm 20\%$	M	6.3x5.4	063054						
JCC	10	1A	1	010	+30-10	Q	8x10.5	080105						
JCD	16	1C	2.2	2R2	+50-10	T	10x10.5	100105						
JCE	25	1E	10	100			12.5x13.5	125135						
JCL	35	1V	22	220										
JCN	50	1H	100	101										
JCZ	63	1J	220	221										
JCP	80	1K	1000	102										
	100	2A	2200	222										
			10000	103										

# Ceramic Capacitors

## Part Number System

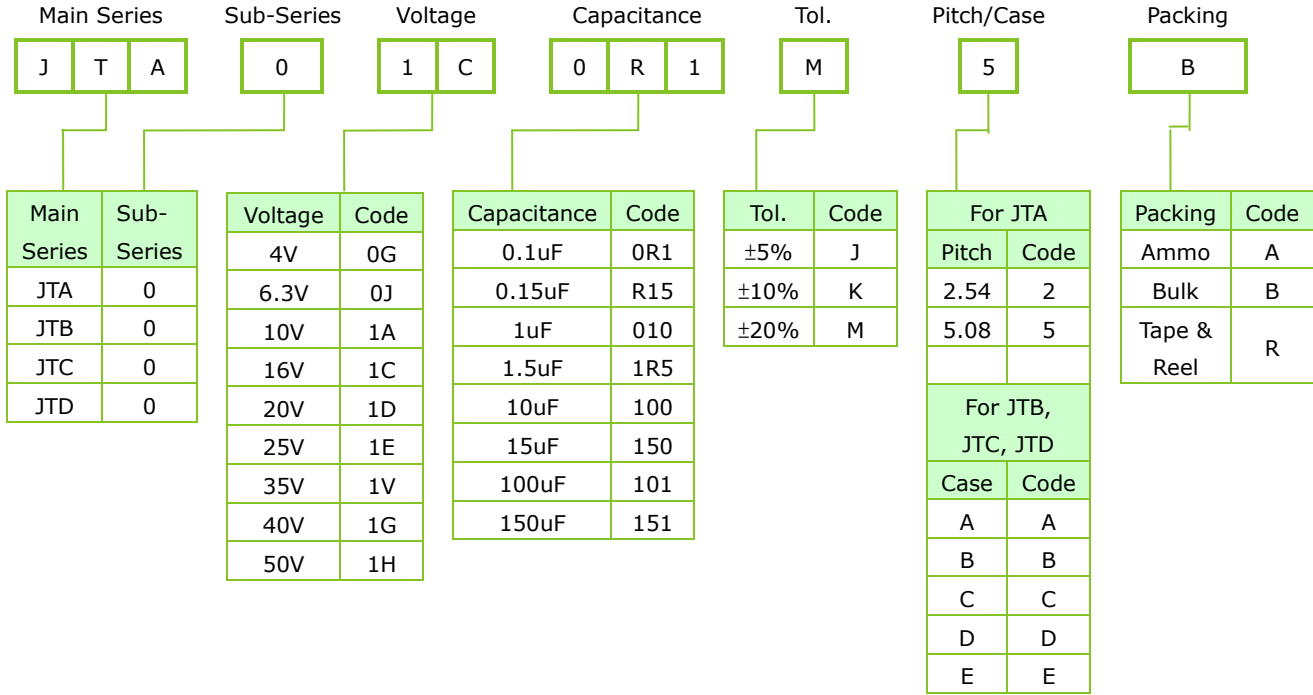
Series      Voltage      Capacitance      Tol.      Pitch      Material/Temp. Char.      Size      Lead Length      Packing

J Y C      3 A      1 0 2      K      B      B      0 6 5      0 0 0      B



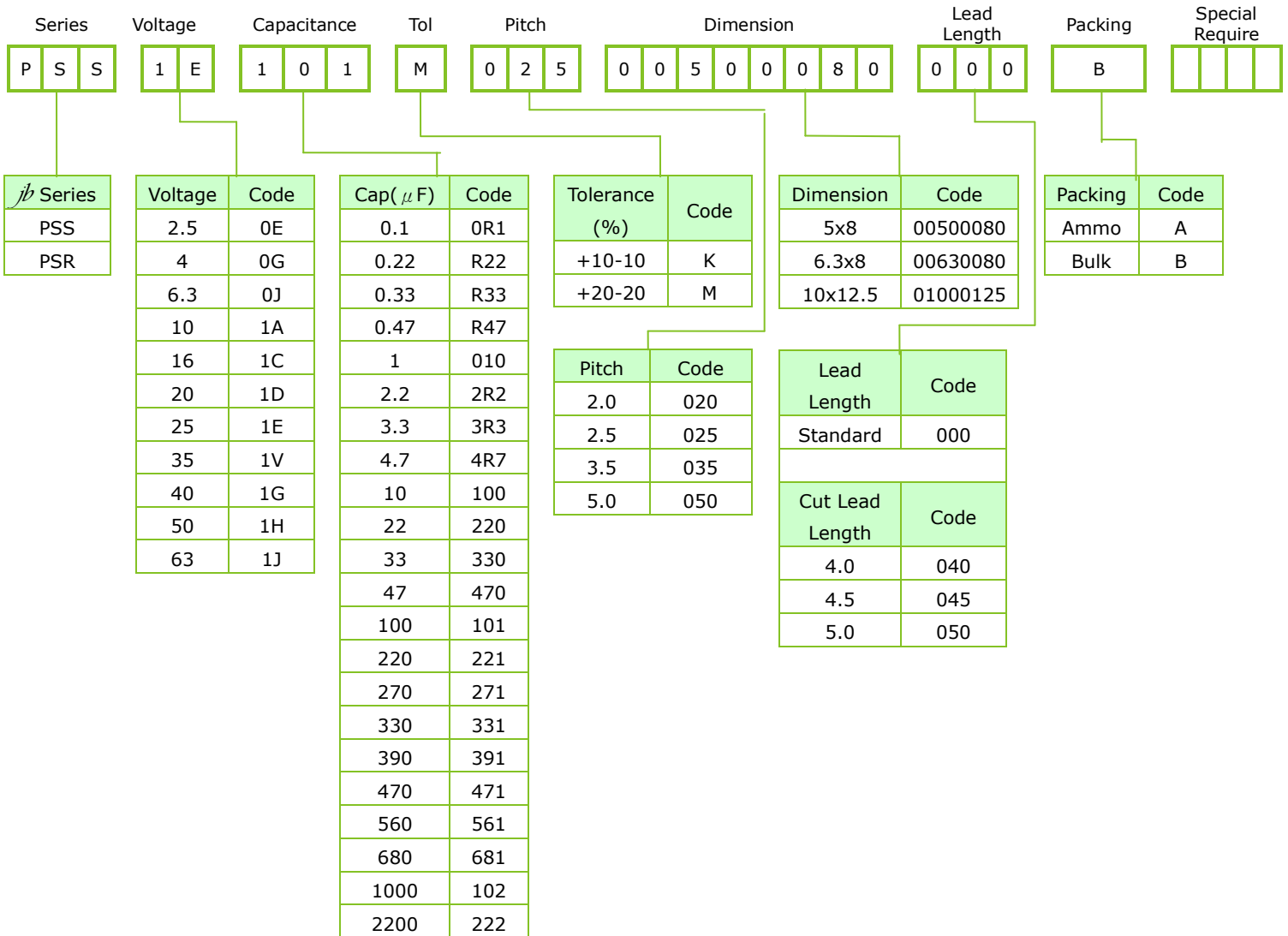
# Tantalum Capacitors

## Part Number System



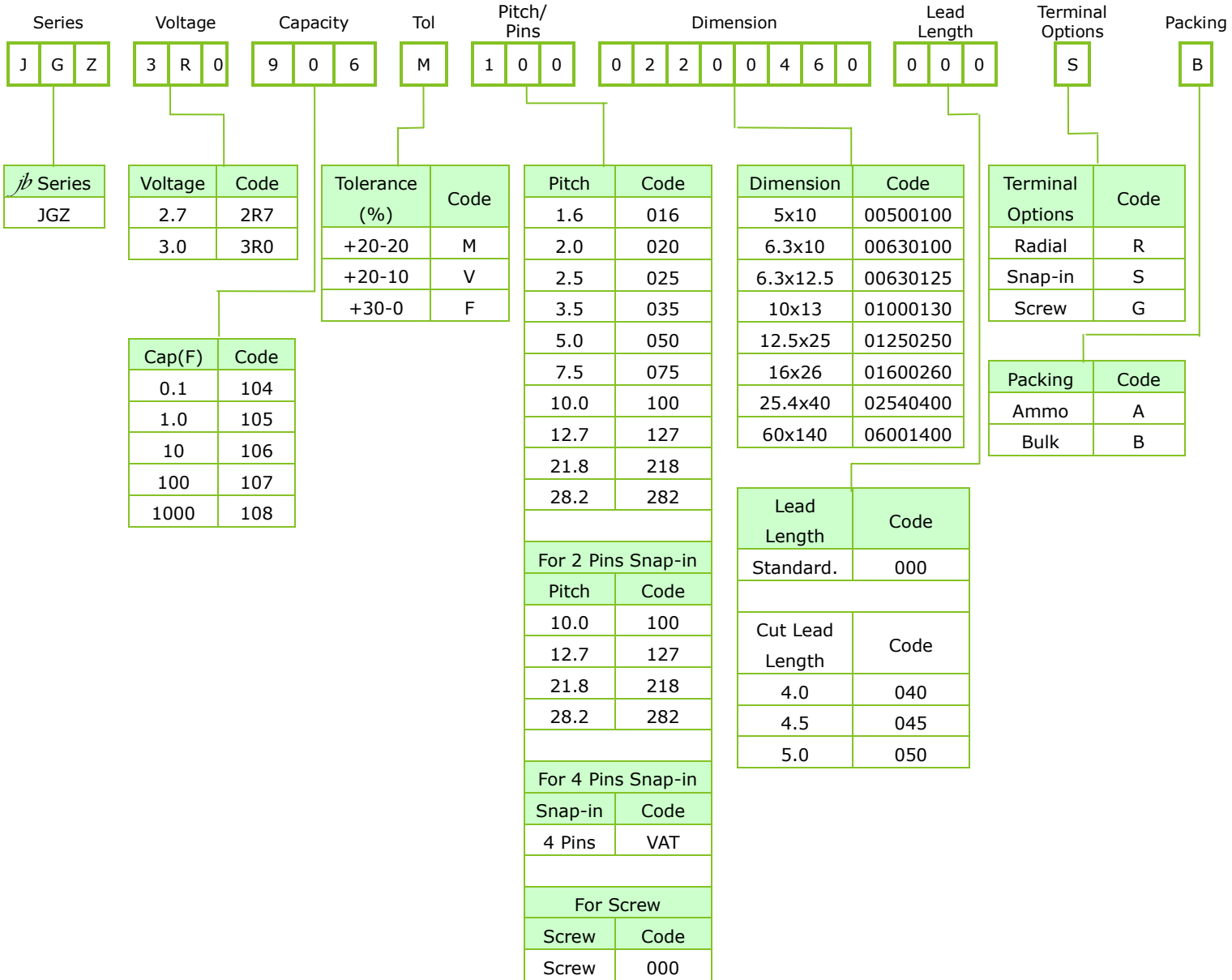
# Radial Polymer Aluminum Solid Electrolytic Capacitor

## Part Number System



# Super Capacitors

## Part Number System





# Zinc Oxide Varistors

## Part Number System

